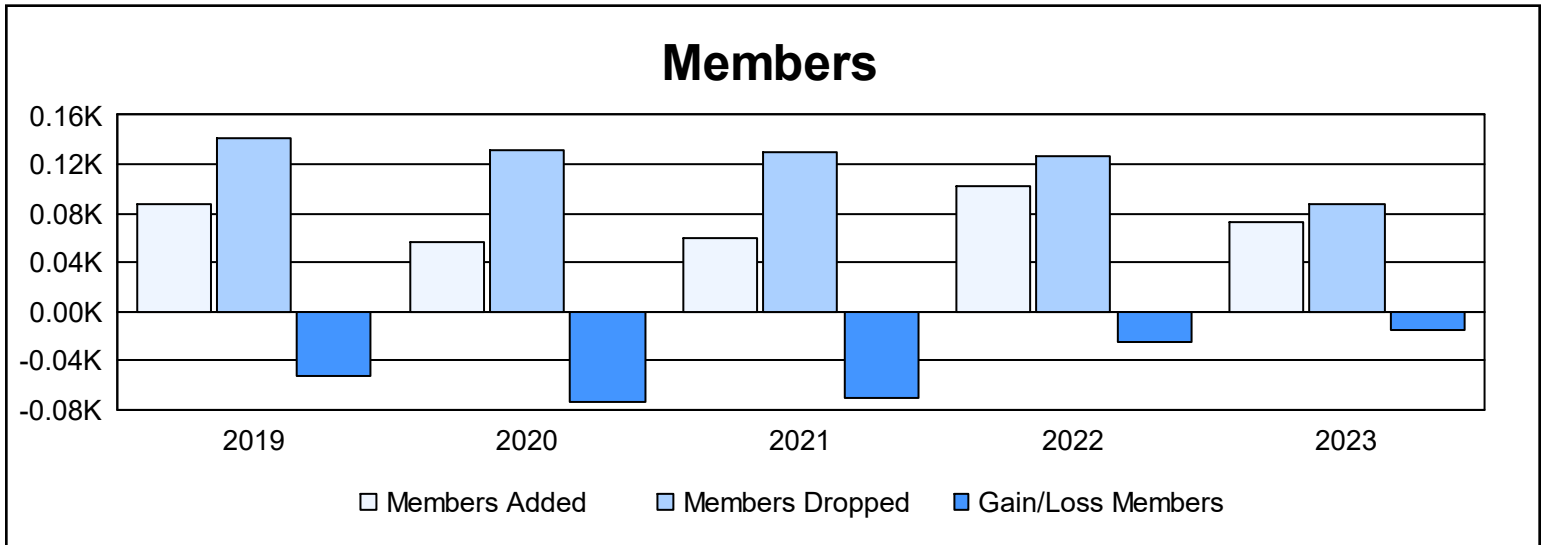
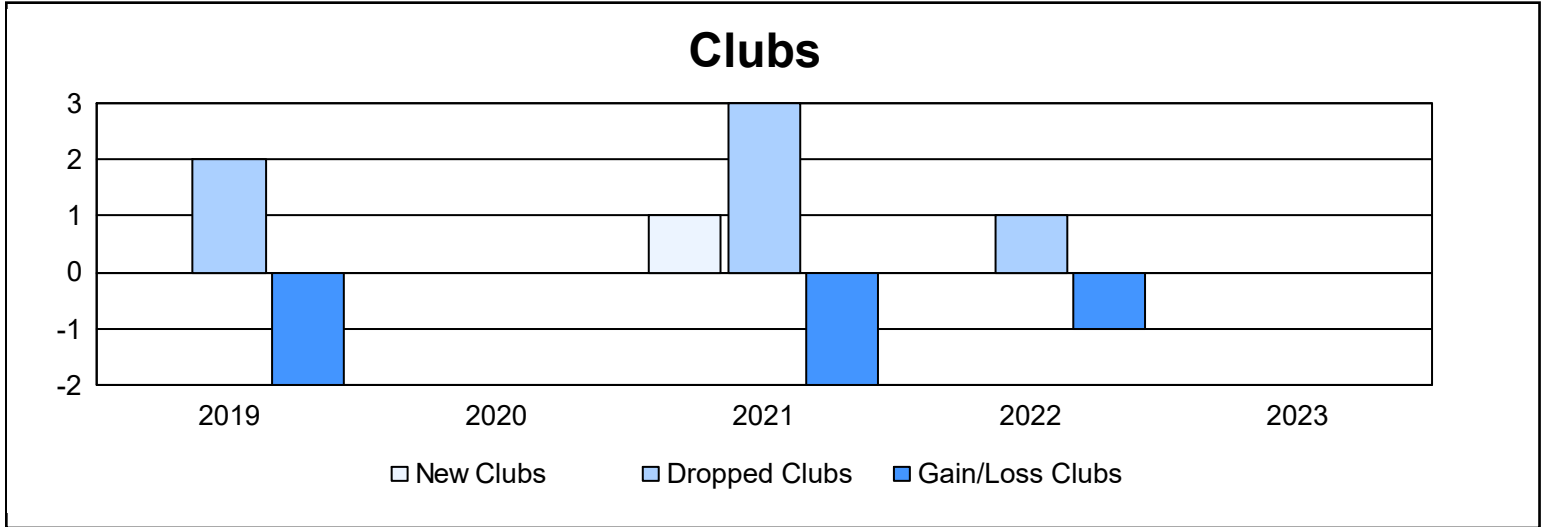
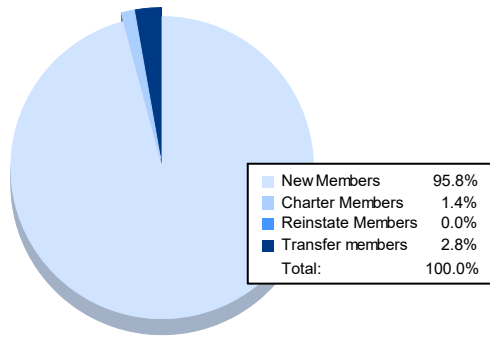


| Year | New Clubs | Dropped Clubs | Gain/Loss Clubs | New Members | Charter Members | Reinstate Members | Transfer Members | Total Member Added | Total Members Dropped | Gain/Loss Members |
|----------------|-----------|---------------|-----------------|-------------|-----------------|-------------------|------------------|--------------------|-----------------------|-------------------|
| 2018-2019 | 0 | 2 | -2 | 78 | 0 | 8 | 2 | 88 | 141 | -53 |
| 2019-2020 | 0 | 0 | 0 | 51 | 0 | 2 | 4 | 57 | 131 | -74 |
| 2020-2021 | 1 | 3 | -2 | 37 | 13 | 5 | 4 | 59 | 129 | -70 |
| 2021-2022 | 0 | 1 | -1 | 98 | 0 | 2 | 2 | 102 | 127 | -25 |
| 2022-2023 | 0 | 0 | 0 | 69 | 1 | 0 | 2 | 72 | 87 | -15 |
| Average | 0 | 1 | -1 | 67 | 3 | 3 | 3 | 76 | 123 | -47 |



Membership Composition June 2023 Cumulative



Gender Composition June 2023 Cumulative

